

TEXAS EDUCATION AGENCY
2015 Accountability Summary
 UNION GROVE H S (230908001) - UNION GROVE ISD

Accountability Rating

Met Standard

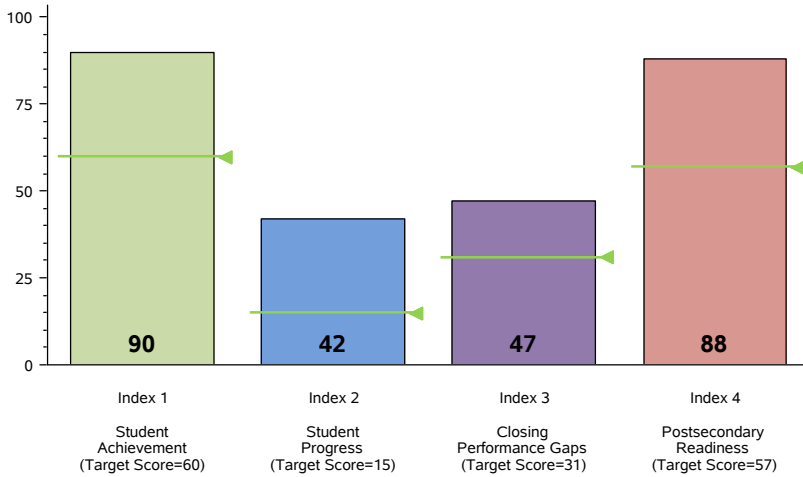
Met Standards on	Did Not Meet Standards on
- Student Achievement - Student Progress - Closing Performance Gaps - Postsecondary Readiness	- NONE
In 2015, to receive a Met Standard or Met Alternative Standard rating, districts and campuses must meet targets on three indexes: Index 1 or Index 2 and Index 3 and Index 4.	

Distinction Designation



Academic Achievement in Reading/ELA DISTINCTION EARNED
Academic Achievement in Mathematics DISTINCTION EARNED
Academic Achievement in Science DISTINCTION EARNED
Academic Achievement in Social Studies NO DISTINCTION EARNED
Top 25 Percent Student Progress DISTINCTION EARNED
Top 25 Percent Closing Performance Gaps NO DISTINCTION EARNED
Postsecondary Readiness DISTINCTION EARNED

Performance Index Report



Campus Demographics

Campus Type	High School
Campus Size	211 Students
Grade Span	09 - 12
Percent Economically Disadvantaged	36.0
Percent English Language Learners	0.0
Mobility Rate	7.9

Performance Index Summary

Index	Points Earned	Maximum Points	Index Score
1 - Student Achievement	245	273	90
2 - Student Progress	166	400	42
3 - Closing Performance Gaps	378	800	47
4 - Postsecondary Readiness			
STAAR Score	15.5		
Graduation Rate Score	25.0		
Graduation Plan Score	23.0		
Postsecondary Component Score	24.4		88

State System Safeguards

Number and Percent of Indicators Met

Performance Rates	9 out of 9 = 100%
Participation Rates	5 out of 5 = 100%
Graduation Rates	2 out of 2 = 100%
Total	16 out of 16 = 100%

For further information about this report, please see the Performance Reporting Division website at <http://ritter.tea.state.tx.us/perfreport/account/2015/index.html>

TEXAS EDUCATION AGENCY
2015 Accountability Summary
 UNION GROVE J H (230908041) - UNION GROVE ISD

Accountability Rating

Met Standard

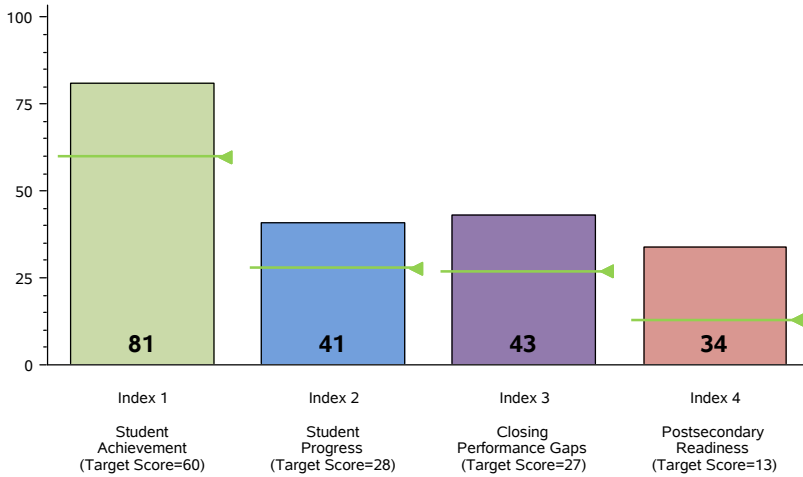
<p>Met Standards on</p> <ul style="list-style-type: none"> - Student Achievement - Student Progress - Closing Performance Gaps - Postsecondary Readiness 	<p>Did Not Meet Standards on</p> <p>- NONE</p>
In 2015, to receive a Met Standard or Met Alternative Standard rating, districts and campuses must meet targets on three indexes: Index 1 or Index 2 and Index 3 and Index 4.	

Distinction Designation



Academic Achievement in Reading/ELA
NO DISTINCTION EARNED
Academic Achievement in Mathematics
NO DISTINCTION EARNED
Academic Achievement in Science
DISTINCTION EARNED
Academic Achievement in Social Studies
NO DISTINCTION EARNED
Top 25 Percent Student Progress
NO DISTINCTION EARNED
Top 25 Percent Closing Performance Gaps
NO DISTINCTION EARNED
Postsecondary Readiness
NO DISTINCTION EARNED

Performance Index Report



Campus Demographics

Campus Type	Middle School
Campus Size	112 Students
Grade Span	07 - 08
Percent Economically Disadvantaged	35.7
Percent English Language Learners	0.9
Mobility Rate	9.4

Performance Index Summary

Index	Points Earned	Maximum Points	Index Score
1 - Student Achievement	211	262	81
2 - Student Progress	162	400	41
3 - Closing Performance Gaps	342	800	43
4 - Postsecondary Readiness			
STAAR Score	34.0		
Graduation Rate Score	N/A		
Graduation Plan Score	N/A		
Postsecondary Component Score	N/A		34

State System Safeguards

Number and Percent of Indicators Met

Performance Rates	9 out of 9 = 100%
Participation Rates	3 out of 3 = 100%
Graduation Rates	N/A
Total	12 out of 12 = 100%

For further information about this report, please see the Performance Reporting Division website at <http://ritter.tea.state.tx.us/perfreport/account/2015/index.html>

TEXAS EDUCATION AGENCY
2015 Accountability Summary
 UNION GROVE EL (230908101) - UNION GROVE ISD

Accountability Rating

Met Standard

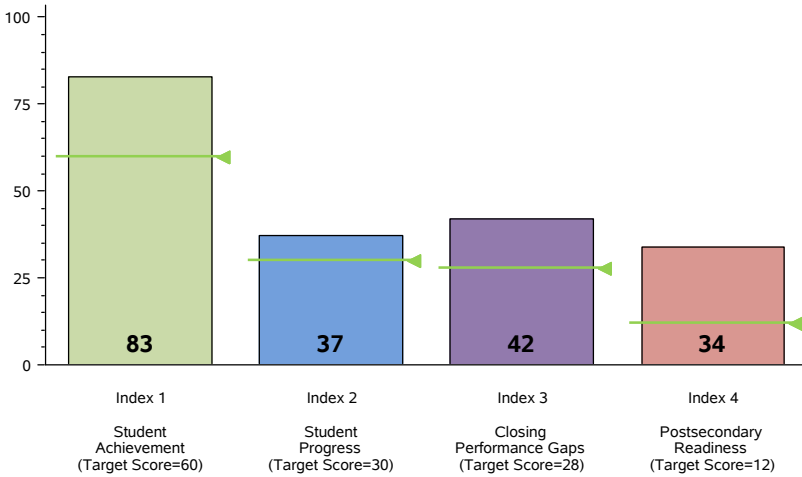
Met Standards on	Did Not Meet Standards on
- Student Achievement - Student Progress - Closing Performance Gaps - Postsecondary Readiness	- NONE
In 2015, to receive a Met Standard or Met Alternative Standard rating, districts and campuses must meet targets on three indexes: Index 1 or Index 2 and Index 3 and Index 4.	

Distinction Designation



Academic Achievement in Reading/ELA	NO DISTINCTION EARNED
Academic Achievement in Mathematics	NOT ELIGIBLE
Academic Achievement in Science	DISTINCTION EARNED
Academic Achievement in Social Studies	NOT ELIGIBLE
Top 25 Percent Student Progress	NO DISTINCTION EARNED
Top 25 Percent Closing Performance Gaps	NO DISTINCTION EARNED
Postsecondary Readiness	NO DISTINCTION EARNED

Performance Index Report



Campus Demographics

Campus Type	Elementary
Campus Size	445 Students
Grade Span	PK - 06
Percent Economically Disadvantaged	47.0
Percent English Language Learners	1.8
Mobility Rate	11.5

Performance Index Summary

Index	Points Earned	Maximum Points	Index Score
1 - Student Achievement	302	364	83
2 - Student Progress	146	400	37
3 - Closing Performance Gaps	254	600	42
4 - Postsecondary Readiness			
STAAR Score	33.5		
Graduation Rate Score	N/A		
Graduation Plan Score	N/A		
Postsecondary Component Score	N/A		34

State System Safeguards

Number and Percent of Indicators Met

Performance Rates	9 out of 9 = 100%
Participation Rates	4 out of 4 = 100%
Graduation Rates	N/A
Total	13 out of 13 = 100%

For further information about this report, please see the Performance Reporting Division website at <http://ritter.tea.state.tx.us/perfreport/account/2015/index.html>