

TEXAS EDUCATION AGENCY
2014 Accountability Summary
 UNION GROVE H S (230908001) - UNION GROVE ISD

Accountability Rating

Met Standard

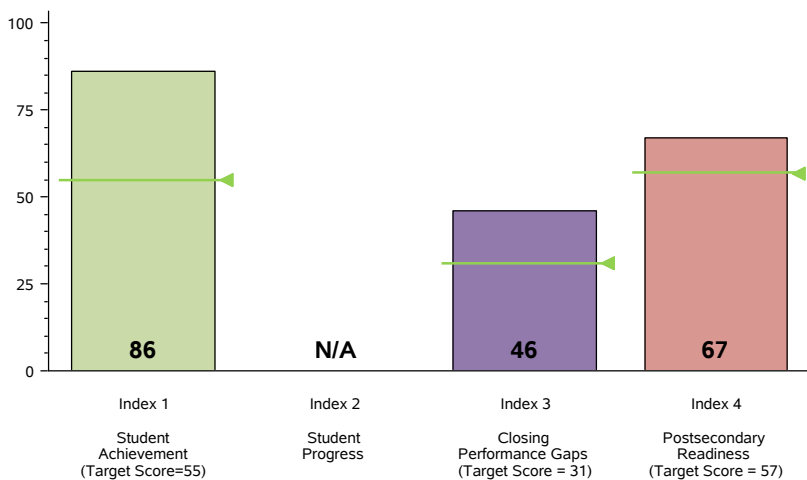
Met Standards on	Did Not Meet Standards on
- Student Achievement - Closing Performance Gaps - Postsecondary Readiness	- NONE

Distinction Designation



Academic Achievement in Reading/ELA	NO DISTINCTION EARNED
Academic Achievement in Mathematics	NO DISTINCTION EARNED
Academic Achievement in Science	NO DISTINCTION EARNED
Academic Achievement in Social Studies	NO DISTINCTION EARNED
Top 25 Percent Student Progress	NOT ELIGIBLE
Top 25 Percent Closing Performance Gaps	DISTINCTION EARNED
Postsecondary Readiness	NO DISTINCTION EARNED

Performance Index Report



Campus Demographics

Campus Type	High School
Campus Size	205 Students
Grade Span	09 - 12
Percent Economically Disadvantaged	35.6%
Percent English Language Learners	0.0%
Mobility Rate	16.2%

Performance Index Summary

Index	Points Earned	Maximum Points	Index Score
1 - Student Achievement	264	306	86
2 - Student Progress	N/A	N/A	N/A
3 - Closing Performance Gaps	369	800	46
4 - Postsecondary Readiness			
STAAR Score	9.8		
Graduation Rate Score	25.0		
Graduation Plan Score	18.4		
Postsecondary Indicator Score	13.4		67

System Safeguards

Number and Percent of Indicators Met

Performance Rates	11 out of 11 = 100%
Participation Rates	6 out of 6 = 100%
Graduation Rates	2 out of 2 = 100%
Total	19 out of 19 = 100%

For further information about this report, please see the Performance Reporting Division web site at <http://ritter.tea.state.tx.us/perfreport/account/2014/index.html>

TEXAS EDUCATION AGENCY
2014 Accountability Summary
 UNION GROVE J H (230908041) - UNION GROVE ISD

Accountability Rating

Met Standard

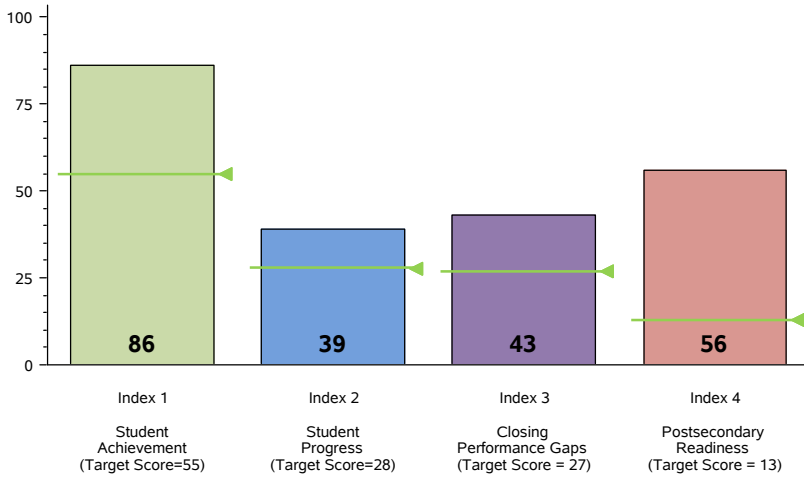
Met Standards on	Did Not Meet Standards on
<ul style="list-style-type: none"> - Student Achievement - Student Progress - Closing Performance Gaps - Postsecondary Readiness 	<ul style="list-style-type: none"> - NONE

Distinction Designation



Academic Achievement in Reading/ELA NO DISTINCTION EARNED
Academic Achievement in Mathematics NO DISTINCTION EARNED
Academic Achievement in Science NO DISTINCTION EARNED
Academic Achievement in Social Studies NO DISTINCTION EARNED
Top 25 Percent Student Progress DISTINCTION EARNED
Top 25 Percent Closing Performance Gaps NO DISTINCTION EARNED
Postsecondary Readiness DISTINCTION EARNED

Performance Index Report



Campus Demographics

Campus Type	Middle School
Campus Size	125 Students
Grade Span	07 - 08
Percent Economically Disadvantaged	37.6%
Percent English Language Learners	0.8%
Mobility Rate	10.6%

Performance Index Summary

Index	Points Earned	Maximum Points	Index Score
1 - Student Achievement	350	406	86
2 - Student Progress	308	800	39
3 - Closing Performance Gaps	425	1,000	43
4 - Postsecondary Readiness			
STAAR Score	55.5		
Graduation Rate Score	N/A		
Graduation Plan Score	N/A		
Postsecondary Indicator Score	N/A		56

System Safeguards

Number and Percent of Indicators Met

Performance Rates	12 out of 12 = 100%
Participation Rates	6 out of 6 = 100%
Graduation Rates	N/A
Total	18 out of 18 = 100%

For further information about this report, please see the Performance Reporting Division web site at <http://ritter.tea.state.tx.us/perfreport/account/2014/index.html>

TEXAS EDUCATION AGENCY
2014 Accountability Summary
 UNION GROVE EL (230908101) - UNION GROVE ISD

Accountability Rating

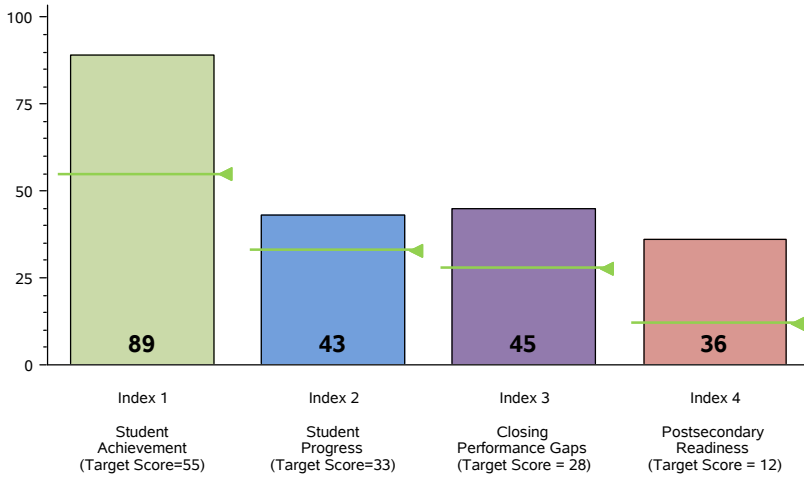
Met Standard

Distinction Designation

Met Standards on	Did Not Meet Standards on
<ul style="list-style-type: none"> - Student Achievement - Student Progress - Closing Performance Gaps - Postsecondary Readiness 	<ul style="list-style-type: none"> - NONE

Academic Achievement in Reading/ELA
NO DISTINCTION EARNED
Academic Achievement in Mathematics
NO DISTINCTION EARNED
Academic Achievement in Science
NO DISTINCTION EARNED
Academic Achievement in Social Studies
NOT ELIGIBLE
Top 25 Percent Student Progress
NO DISTINCTION EARNED
Top 25 Percent Closing Performance Gaps
NO DISTINCTION EARNED
Postsecondary Readiness
NO DISTINCTION EARNED

Performance Index Report



Campus Demographics

Campus Type	Elementary
Campus Size	439 Students
Grade Span	PK - 06
Percent Economically Disadvantaged	49.2%
Percent English Language Learners	2.5%
Mobility Rate	11.6%

Performance Index Summary

Index	Points Earned	Maximum Points	Index Score
1 - Student Achievement	502	565	89
2 - Student Progress	341	800	43
3 - Closing Performance Gaps	363	800	45
4 - Postsecondary Readiness			
STAAR Score	36.0		
Graduation Rate Score	N/A		
Graduation Plan Score	N/A		
Postsecondary Indicator Score	N/A		36

System Safeguards

Number and Percent of Indicators Met

Performance Rates	11 out of 11 = 100%
Participation Rates	6 out of 6 = 100%
Graduation Rates	N/A
Total	17 out of 17 = 100%

For further information about this report, please see the Performance Reporting Division web site at <http://ritter.tea.state.tx.us/perfreport/account/2014/index.html>